

Getting Started with Acquire

Downloading Acquire from the Internet

Download the Acquire application from the Internet

The URL is as follows:

Acquire™: <http://www.ambrit.com/acquire/download>

The files will be downloaded as separate zip files. Unzip the all the .zip files.

Installing Acquire from CD

Alternatively you can request a CD from Ambrit with all the installers on.

Support

Ambrit provides comprehensive support and assistance while you are setting up Metrology. Although we have made the setup process as easy as possible, it still requires a lot of steps to get it going. We provide full support to help you get up and running.

You can contact Ambrit in the following ways during UK office hours.

Telephone: +44 (0) 1442 866294

Email: support@ambrit.com

AIM: [ambritsupport@mac.com](aim:ambritsupport@mac.com)

MSN: ambritsupport

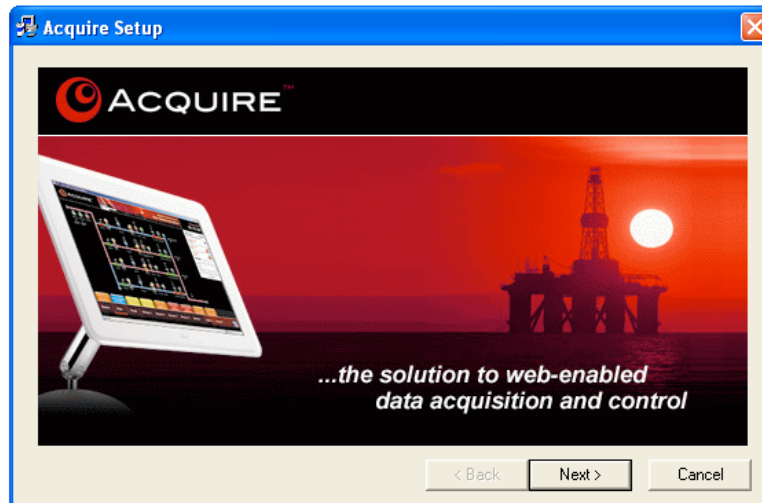
Skype: ambritsupport

Installing Acquire

Download the latest version of Acquire



Double click on the installer.

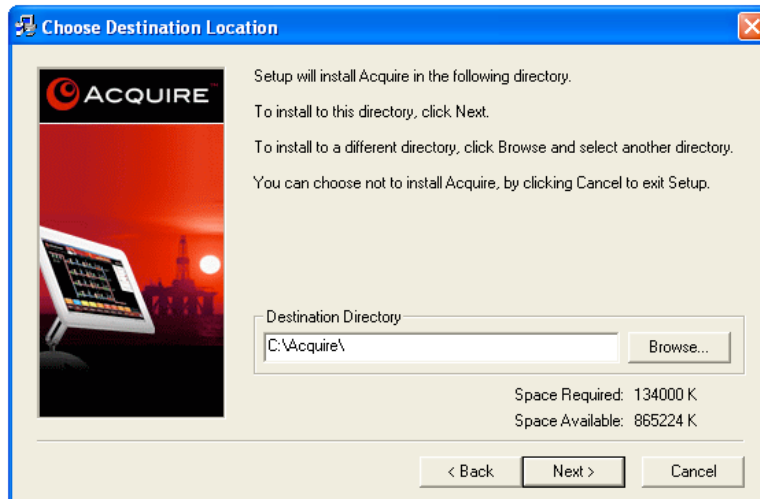


Click Next.



Click Next again.

Choose the destination folder. It is highly recommended that the default directory is used.



Click Next. The installer will now install the application.



Click Next.

Ensure that the 'Acquire' checkbox is ticked and click Close. This will automatically launch Acquire.

Obtaining a Key

A key file is required for Acquire. A key file will normally have been issued with your order for Acquire. Demonstration key files are also available on request.

If you haven't received your key file yet, please goto <http://www.ambrit.com/acquire/keyrequest/> to request your key file. The 'Request Key' button on the Installer send you to this page.

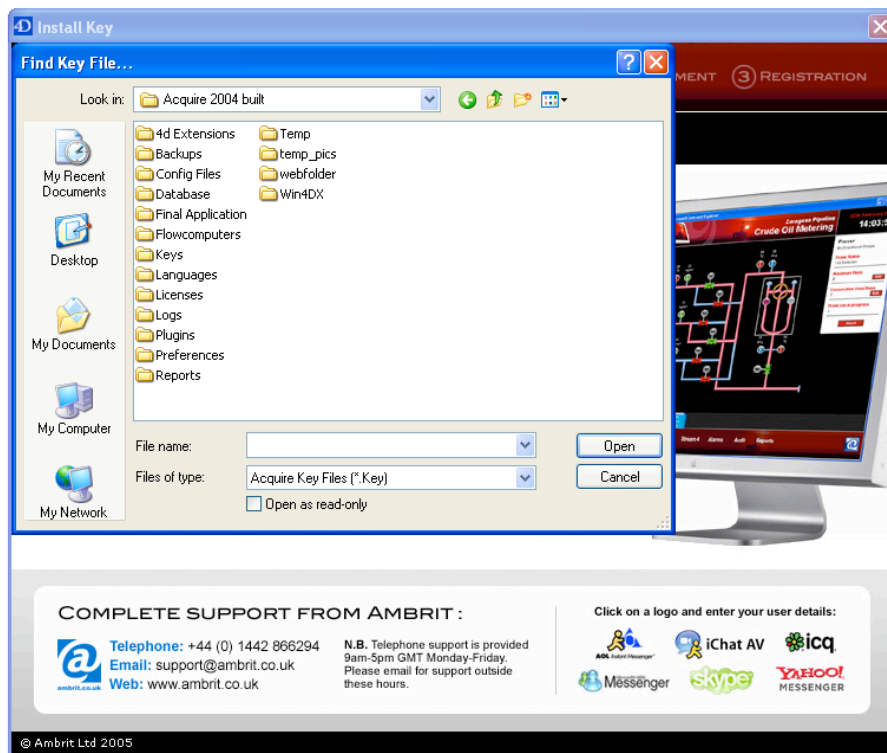
Key files should be copied into the application folder. eg C:\Acquire

Running an Acquire Application for the First Time

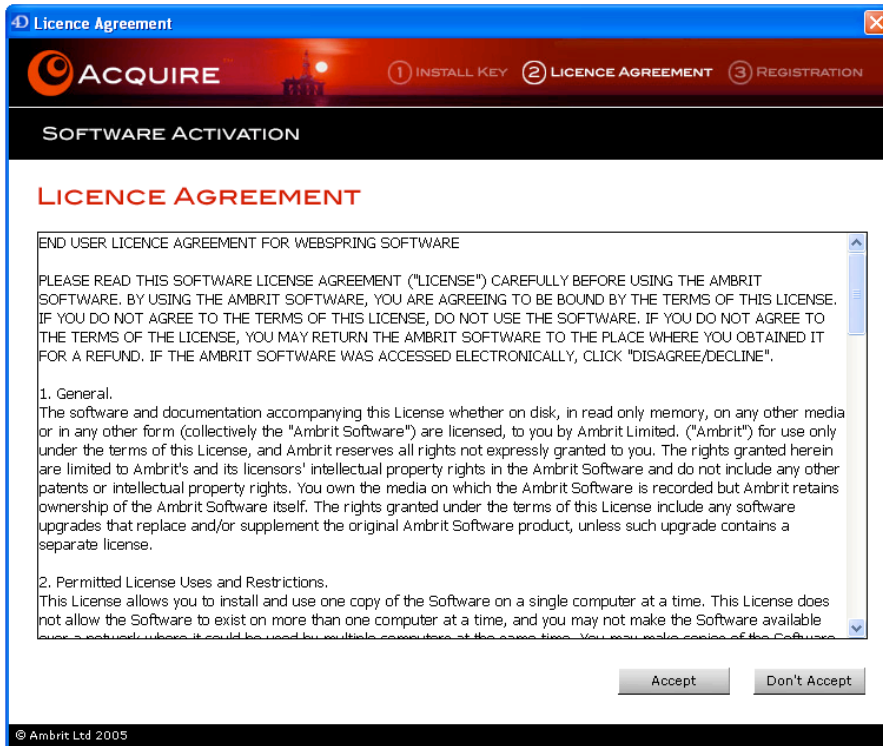
The first time that Acquire is run it will check that a valid key has been installed. If it is unable to find one then the user will be prompted to locate the key.



Click 'Install to locate the key.



Locate the key file and click 'Open'.

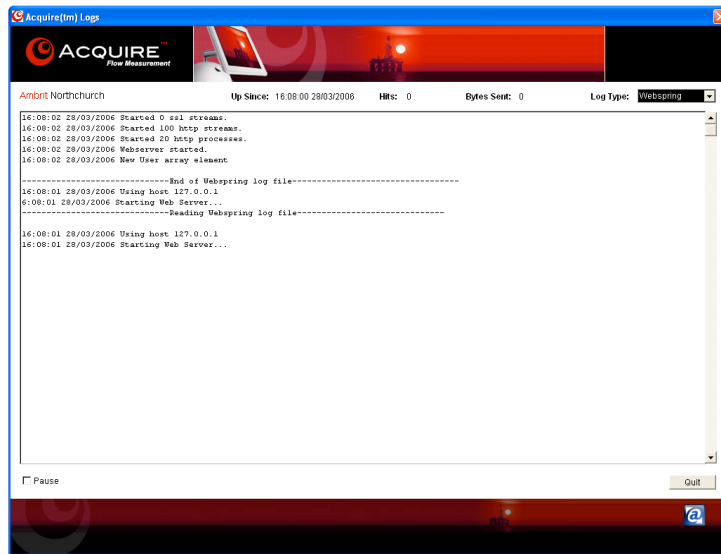


Click 'Accept' to accept the licence agreement.



The next step is to register your application. Contact Ambrt Ltd on +44 1442 866294 for your registration code.

Once you have your registration code enter in to the registration screen.



If you have entered a valid registration code the server will then startup and your application is up and running.